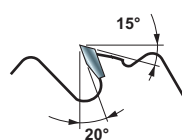
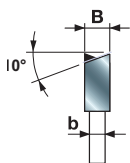


Zuschnittsägeblatt niedrige Zähnezahl

Sawblade low number of teeth

Lame de scie faible nombre de dents



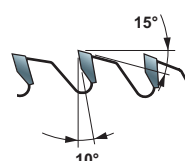
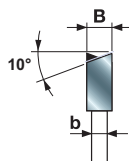
REF.	○○○	D mm	d mm	B mm	b mm	Z	EUR/1
SSHA25030	Combi	250	30	3.2	2.2	24	65,86 €
SSHA30030	Combi	300	30	3.2	2.2	28	85,92 €
SSHA31530	Combi	315	30	3.2	2.2	28	91,94 €
SSHA35030	Combi	350	30	3.5	2.5	32	91,94 €
SSHA40030	Combi	400	30	3.5	2.5	36	120,50 €
SSHA45030	Combi	450	30	4	2.8	40	143,52 €
SSHA50030	Combi	500	30	4	2.8	44	172,18 €
SSHA60030	Combi	600	30	4.2	2.8	54	272,62 €
SSHA70030	Combi	700	30	4.4	3.2	60	350,04 €

Combi = 2/7/42 + 2/9/46 + 2/10/60

Formatsägeblatt hohe Zähnezahl

Saw blade high number of teeth

Lame de scie nombre de dents élevé



REF.	○○○	D mm	d mm	B mm	b mm	Z	EUR/1
SSFB25030	Combi	250	30	3.2	2.2	30	71,75 €
SSFB25048	Combi	250	30	3.2	2.2	48	85,92 €
SSFB25080	Combi	250	30	3.2	2.2	80	114,70 €
SSFB30036	Combi	300	30	3.2	2.2	36	97,49 €
SSFB30060	Combi	300	30	3.2	2.2	60	114,70 €
SSFB30096	Combi	300	30	3.2	2.2	96	149,29 €
SSFB31572	Combi	315	30	3.2	2.2	72	143,05 €
SSFB35042	Combi	350	30	3.5	2.5	42	114,69 €
SSFB35072	Combi	350	30	3.5	2.5	72	149,27 €
SSFB350108	Combi	350	30	3.5	2.5	108	180,80 €
SSFB40048	Combi	400	30	3.5	2.5	48	137,72 €
SSFB40084	Combi	400	30	3.5	2.5	84	177,86 €
SSFB400120	Combi	400	30	3.5	2.5	120	215,16 €
SSFB50072	Combi	500	30	4	2.8	72	246,89 €

Combi = 2/7/42 + 2/9/46 + 2/10/60